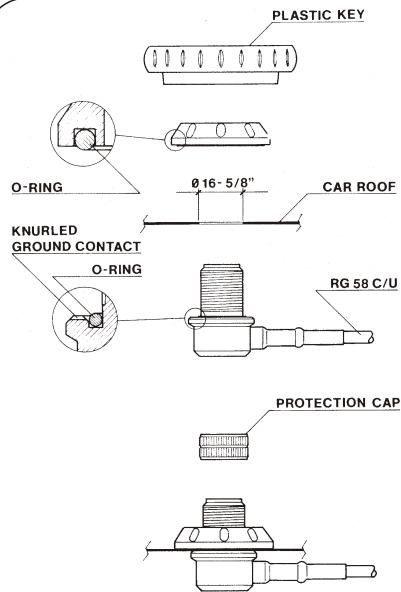


ALTERNATIVE MOUNT TYPE



HP-AC/U angular connector:

Frequency Range: from DC to 500 MHz

Overall Size: Ø 41 mm

Mounting Hole: Ø 16 mm

Materials: Brass nichel plated, PTFE insulator,
Gold plated pin

Cable: 5m RG 58 C/U MIL-C-17F / FME-female

Adaptor: FME-male / UHF-male (PL259)

Antenna connection: UHF-female

P/N 2510805.00 HP-AC/U



HP MAG H 12 PL:

Frequency Range: from DC to 500 MHz

Overall Size: Ø 92 mm

Materials: Ferrite magnet, Chromed Brass, Nylon,
PTFE insulator, Gold plated pin

Cable: 3.6 m RG 58 C/U MIL-C-17F / FME-female

Adaptor: FME-male / UHF-male (PL259)

Antenna connection: UHF-female

P/N 2511802.05 HP MAG H 12 PL



HP MAG 125 PL:

Frequency Range: from DC to 500 MHz

Overall Size: Ø 127 mm

Materials: Ferrite magnet, Chromed Brass, Nylon,
PTFE insulator, Gold plated pin

Cable: 3.6 m RG 58 C/U MIL-C-17F / FME-female

Adaptor: FME-male / UHF-male (PL259)

Antenna connection: UHF-female

P/N 2511202.05 HP MAG 125 PL



HP 2070 HP 2070 R HP 2070 H

Dual Band Mobile Antennas 2 m / 70 cm Bands



HP 2070



HP 2070 R



HP 2070 H

Installation Manual

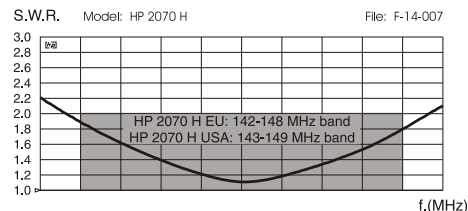
DESCRIPTION

Dual-band vehicular antenna working on 2m and 70 cm bands. The very best materials have been used to guarantee the maximum strength and the best performance. The whip, made of 17/7 PH stainless steel, has an inclination system that allows the 90° tilting without using keys or tools. Also a particular attention has been paid to the UHF-male connector with a gold plated center pin, PTFE insulator and silicone rubber gasket for a perfect waterproofing.

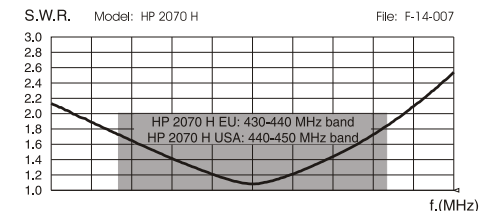
SPECIFICATIONS

Electrical Data	HP 2070	HP 2070 USA	HP 2070 R	HP 2070 R USA	HP 2070 H	HP 2070 H USA
Type	VHF: 1/4 λ UHF: 5/8 λ		VHF: 1/2 λ UHF: 2 x 5/8 λ. Colinear		VHF: 1/2 λ UHF: 2 x 5/8 λ. Colinear	
Frequency Range @ SWR ≤ 2	VHF: 141-149 MHz UHF: 422-447 MHz	VHF: 142-150 MHz UHF: 432-457 MHz	VHF: 142 - 148 MHz UHF: 430 - 440 MHz	VHF: 143 - 149 MHz UHF: 440 - 450 MHz	VHF: 142 - 148 MHz UHF: 430 - 440 MHz	VHF: 143 - 149 MHz UHF: 440 - 450 MHz
Impedance	50 Ω					
Radiation (H-plane)	360° Omnidirectional					
Polarization	Linear Vertical					
Gain	VHF: 0 dB, UHF: 2 dB ref. to λ/4 whip		VHF: 0.6 dB, UHF: 4.6 dB ref. to λ/4 whip		VHF: 0.7 dB, UHF: 4.4 dB ref. to λ/4 whip	
Max Power (CW) @30°C	VHF: 150 Watts UHF: 100 Watts					
Grounding Protection	All metal parts are DC-grounded, inner conductor is coupled capacitively					
Connector	UHF-male (PL 259)					
Mechanical Data						
Materials	Stainless steel 17/7 PH, Nylon, Chromed Brass					
Height (approx.)	270 gr		300 gr		330 gr	
Weight (approx.)	445 mm	442 mm	1000 mm	997 mm	1080 mm	1065 mm

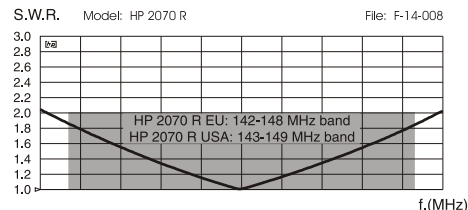
TYPICAL S.W.R. RESPONSE



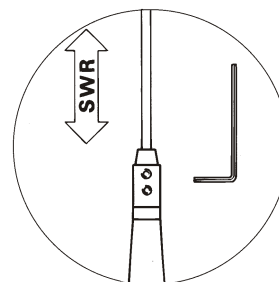
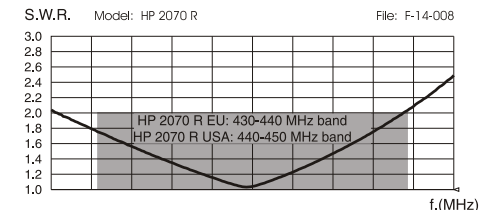
TYPICAL S.W.R. RESPONSE



TYPICAL S.W.R. RESPONSE



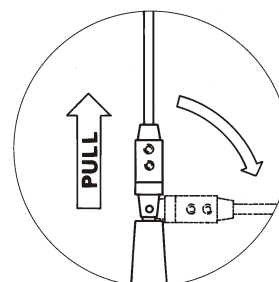
TYPICAL S.W.R. RESPONSE



ADJUSTMENT

ADJUSTMENT: all SIRIO HP Antennas are factory adjusted and no additional tuning is usually required. However, if the center frequency needs to be changed, please follow these simple directions:

1. Release the allen-screws on the whip using the supplied key
2. Move the whip in or out as needed to obtain a low SWR at your preferred frequency rang.
3. After tuning, re-tighten the allen-screws to lock the whip.



TILTING

TILTING: all SIRIO HP Antennas have an inclination system that allows the 90° tilting without use keys or special tools.



HI-QUALITY ANTENNAS MADE IN ITALY